

# CoRDS Registry

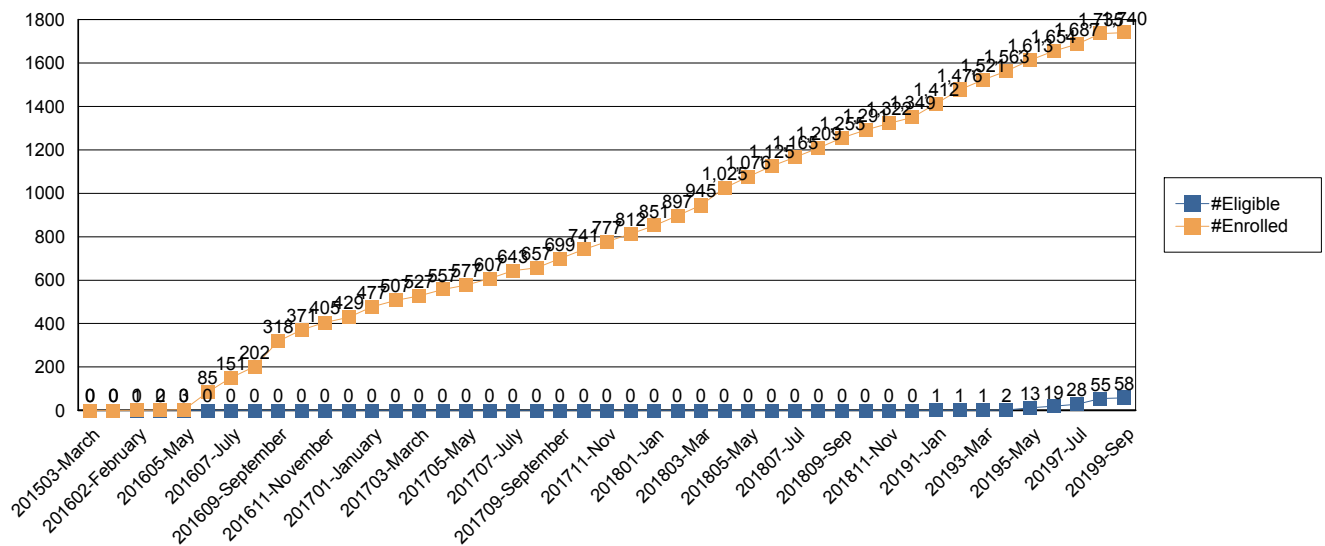
Coordination of Rare Diseases  
at Sanford



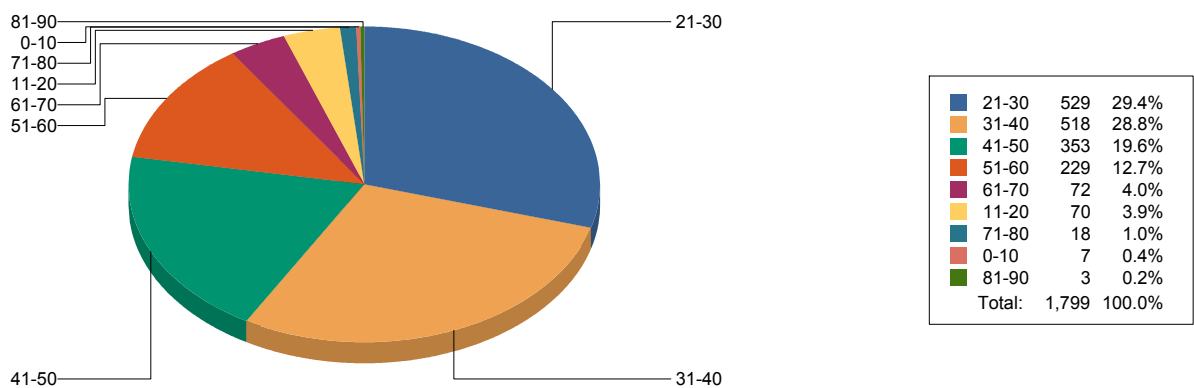
## Participant Information

Number of participants currently Eligible:	58
Number of participants currently Enrolled:	1,799
<b>Total Number of Hypersomnia Participants</b>	<b>1,857</b>

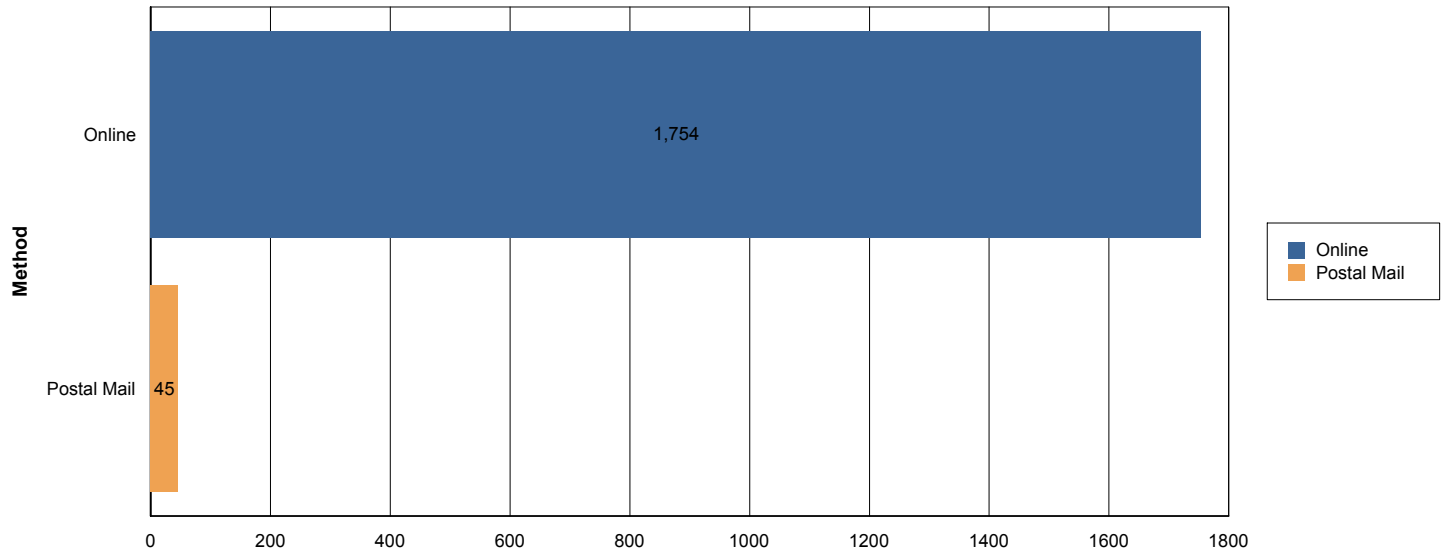
## Enrolled and Eligible Participants by Month



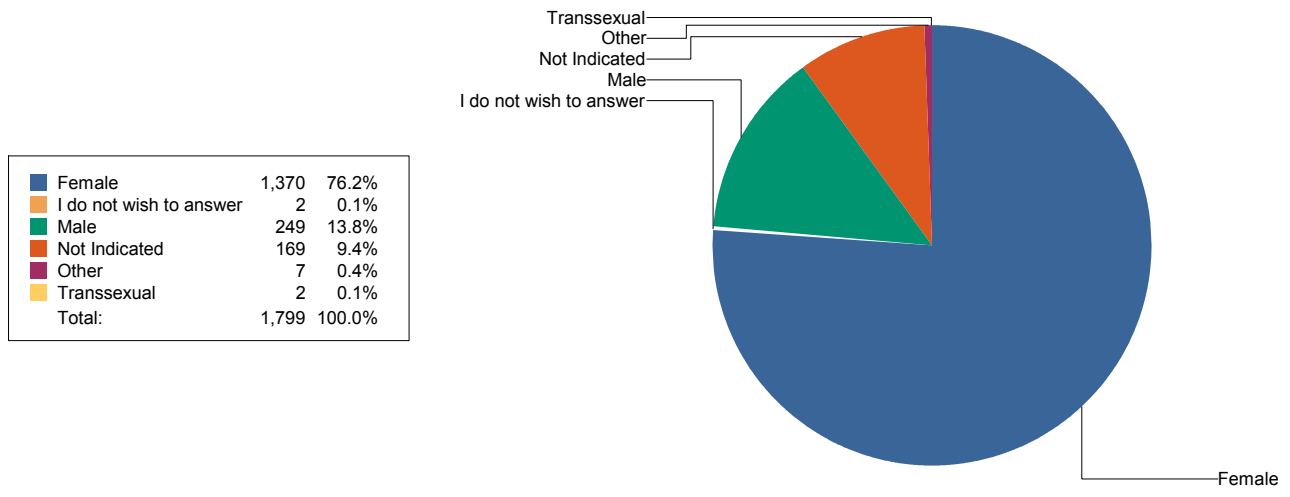
## Age of Enrolled Participants



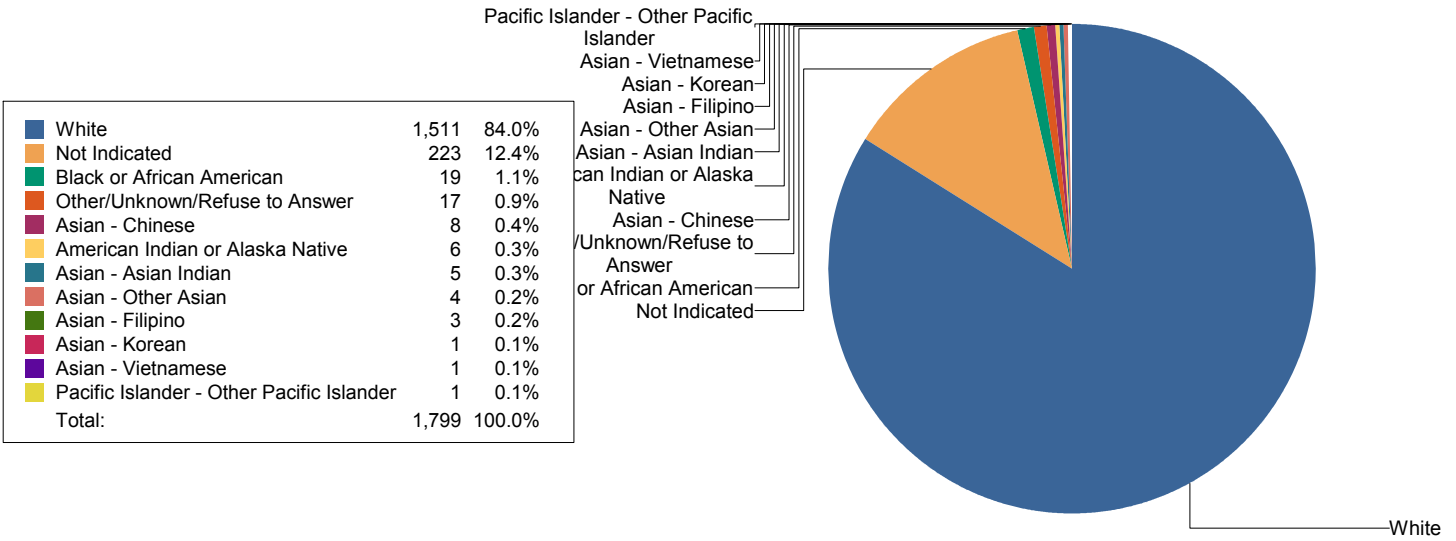
## Enrollment Method of Enrolled Participants



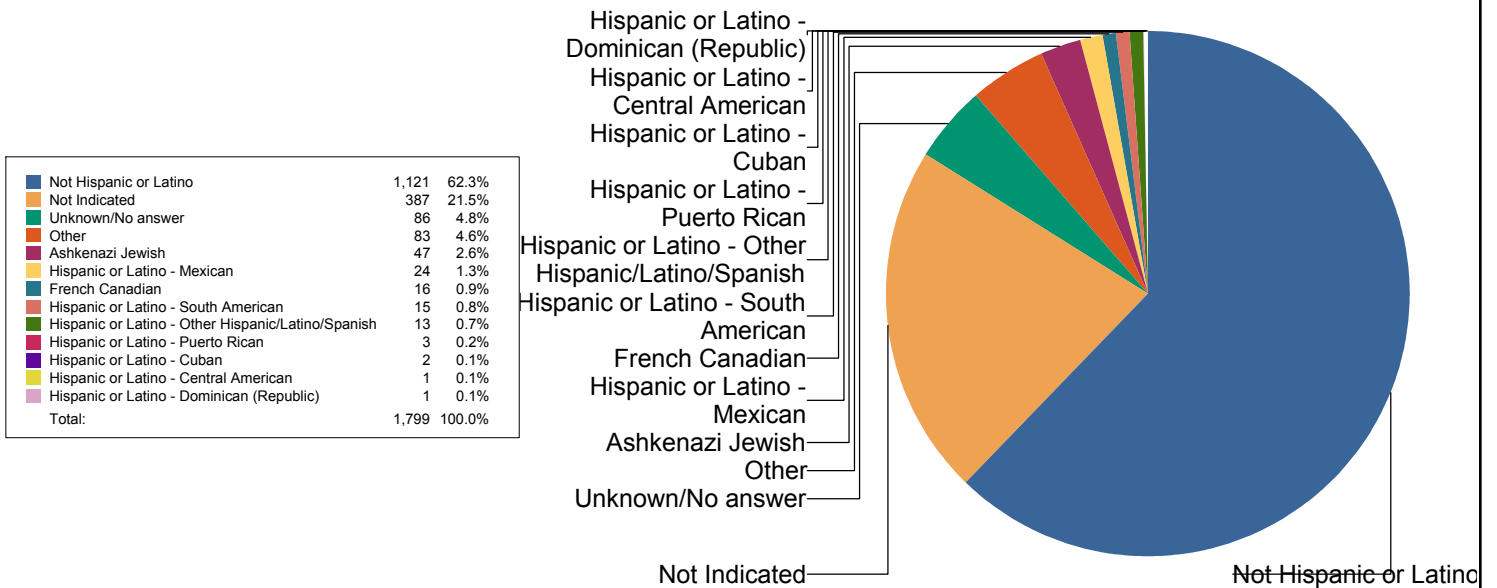
## Gender of Enrolled Participants



## Race of Enrolled Participant



## Ethnicity of Enrolled Participants

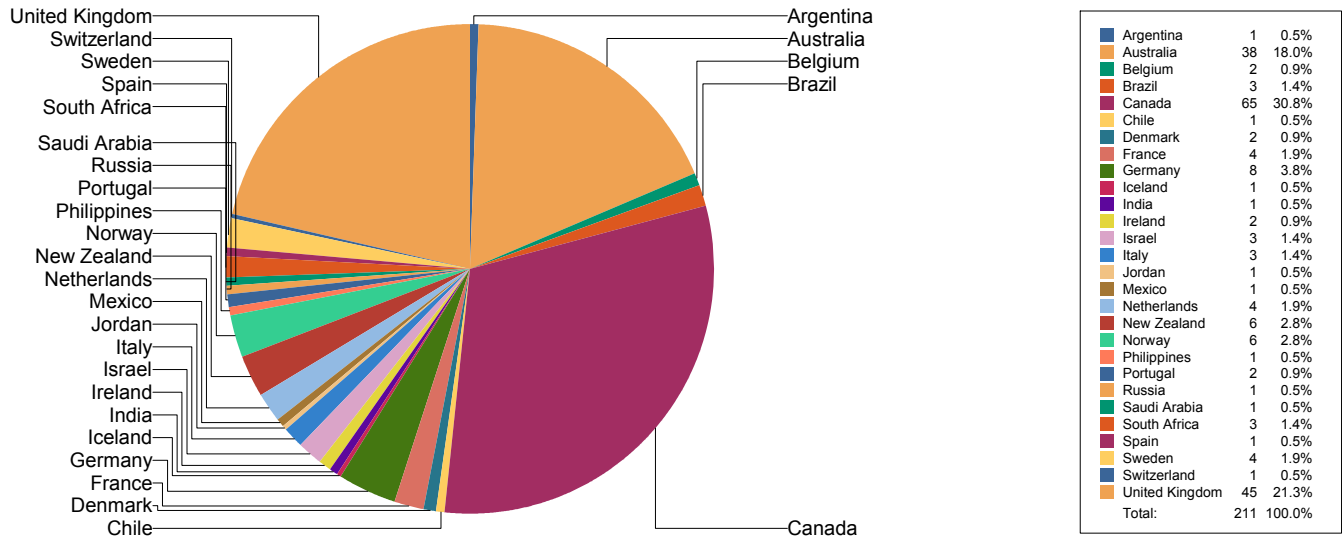


## State of Enrolled Participants

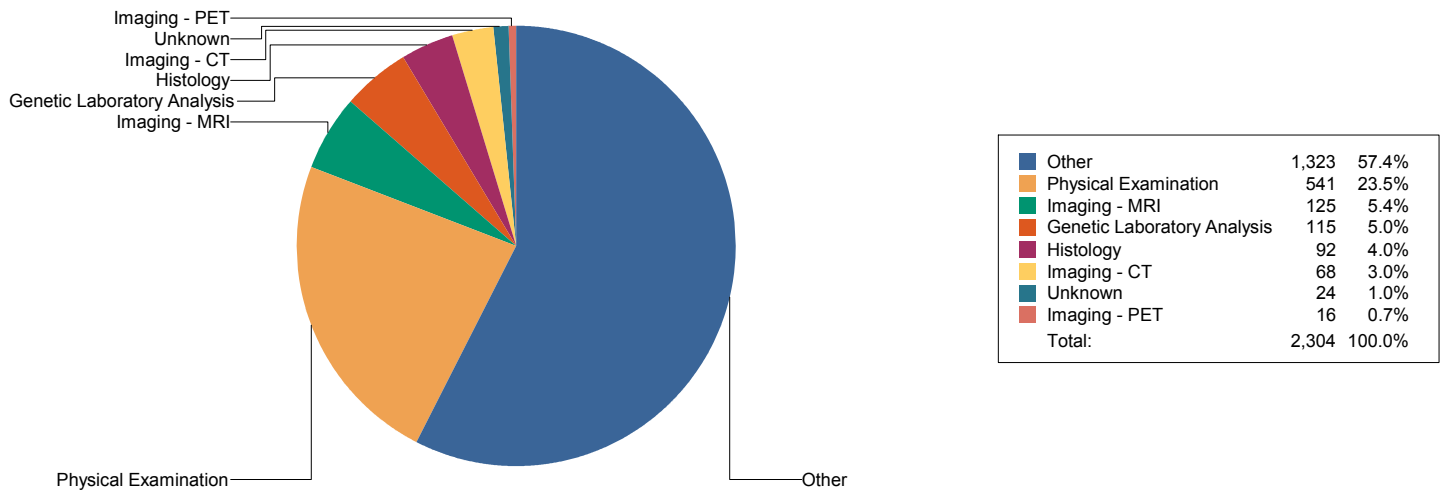
<b>State</b>	<b>Count</b>	<b>Percent</b>
Alabama (AL)	44	2.45
Alaska (AK)	8	0.44
Arizona (AZ)	31	1.72
Arkansas (AR)	6	0.33
California (CA)	89	4.95
Colorado (CO)	44	2.45
Connecticut (CT)	11	0.61
Delaware (DE)	11	0.61
District of Columbia (DC)	7	0.39
Florida (FL)	59	3.28
Georgia (GA)	105	5.84
Hawaii (HI)	2	0.11
Idaho (ID)	7	0.39
Illinois (IL)	54	3.00
Indiana (IN)	40	2.22
Iowa (IA)	31	1.72
Kansas (KS)	19	1.06
Kentucky (KY)	15	0.83
Louisiana (LA)	11	0.61
Maine (ME)	6	0.33
Maryland (MD)	33	1.83
Massachusetts (MA)	34	1.89
Michigan (MI)	52	2.89
Minnesota (MN)	58	3.22
Mississippi (MS)	6	0.33
Missouri (MO)	34	1.89
Montana (MT)	6	0.33
Nebraska (NE)	11	0.61
Nevada (NV)	9	0.50
New Hampshire (NH)	12	0.67
New Jersey (NJ)	25	1.39
New Mexico (NM)	2	0.11
New York (NY)	56	3.11
North Carolina (NC)	50	2.78
North Dakota (ND)	6	0.33
Not In USA (NoUSA)	212	11.78
Ohio (OH)	69	3.84
Oklahoma (OK)	12	0.67
Oregon (OR)	26	1.45
Pennsylvania (PA)	82	4.56
Rhode Island (RI)	5	0.28
South Carolina (SC)	31	1.72
South Dakota (SD)	14	0.78
Tennessee (TN)	39	2.17

Texas (TX)	81	4.50
Utah (UT)	15	0.83
Virginia (VA)	85	4.72
Washington (WA)	64	3.56
West virginia (WV)	12	0.67
Wisconsin (WI)	52	2.89
Wyoming (WY)	6	0.33
<b>Total:</b>	<b>1,799</b>	<b>100%</b>

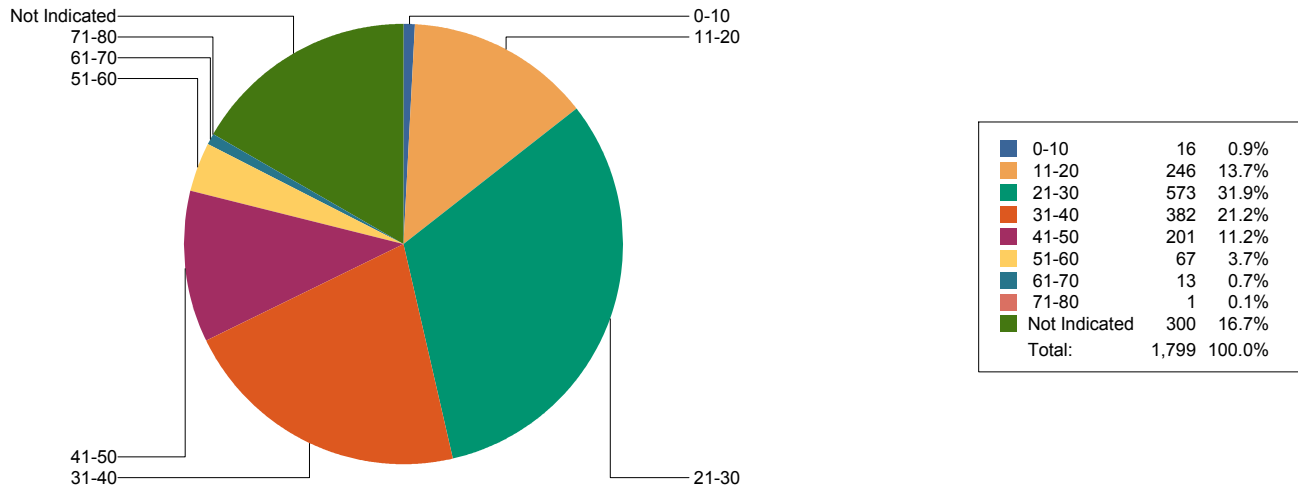
**Country of Enrolled Participants (Excluding United States of America=1,588)**



**Diagnosis Determination of Enrolled Participants (Participants have the option to select multiple diagnosis determination methods.)**



## Diagnosis Age of Enrolled Participants



## Referral Source

